

Scaled data based on original data using
LM-79-08 Approved Method: Electrical and Photometric Measurements of Solid-
State Lighting Products

Test Report Prepared for
Cooper Lighting Solutions
(formerly Eaton)

Brand: INVUE

Report Number: P366887

Luminaire Tested: **MSA-SA1C-730-U-5WQ**

Issue Date: 12/2/2019

Test Information

Test Method: LM-79-08
Report Number: P366887
TEST IS SCALED FROM IESNA LM-79-08 TEST DATA (G2-1910-543-4)
Test Lab: INNOVATION CENTER
Issue Date: 12/2/2019
Manufacturer: COOPER LIGHTING SOLUTIONS (FORMERLY EATON)
Product Line: INVUE
Catalog Number: MSA-SA1C-730-U-5WQ
Description: MESA POST TOP DECORATIVE LUMINAIRE. (1) LIGHTSQUARES WITH 16 LEDS EACH AND TYPE V WIDE OPTICS.
Light Source: -
Ballast/Driver: ELECTRONIC DRIVER

Summary

Lumens per Lamp: N/A
Luminaire Lumens: 6127 lumens
Efficiency: N/A
Efficacy: 103.8 lumens/watt
Luminous Opening: Rectangular (W 0.5' x L: 0.5' x H: 0')
IES Classification: Type V - Short
BUG Rating: B3 - U0 - G2

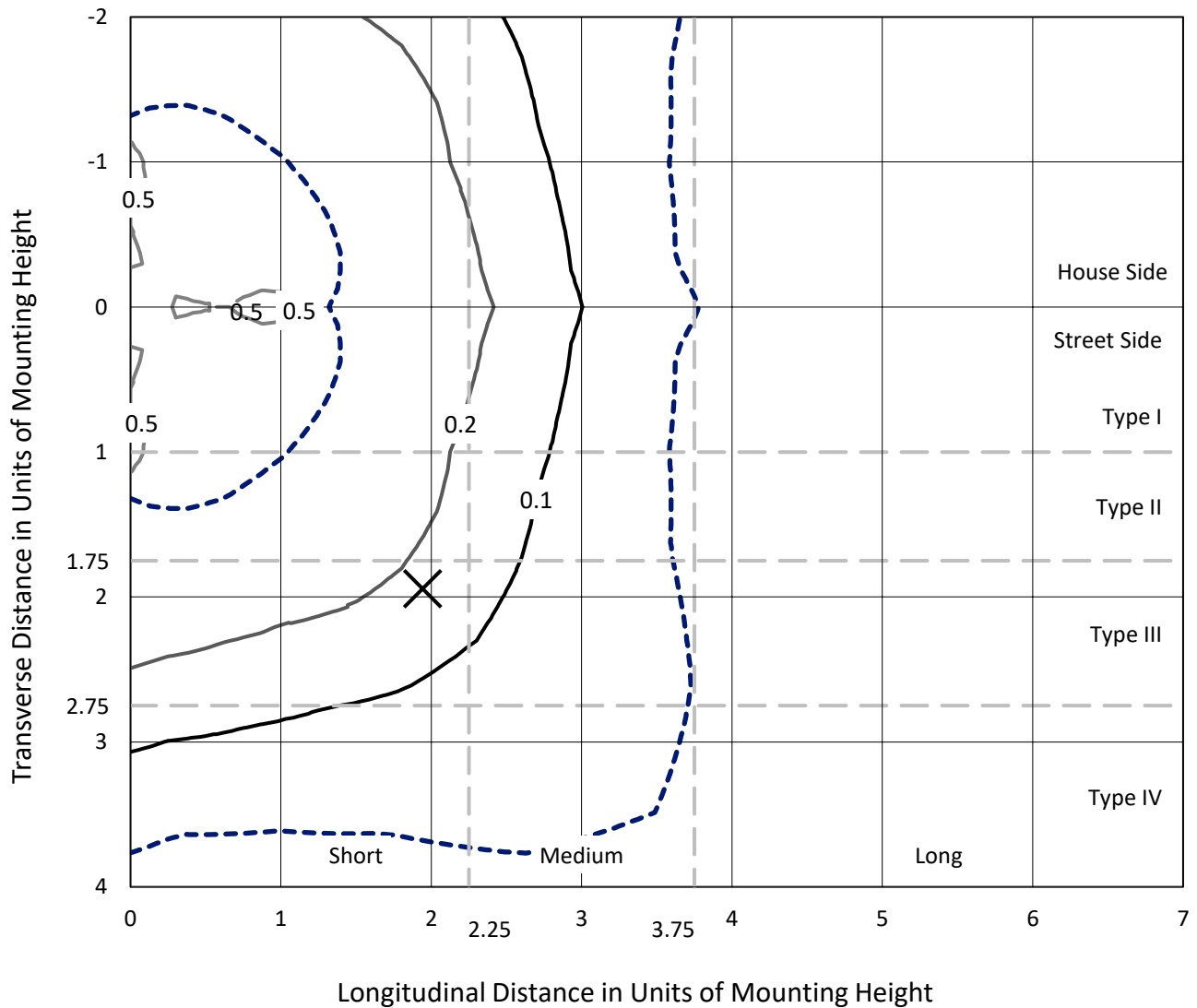
Input Watts (W): 59
Input Voltage (V): NR
Input Current (Ain): NR
Voltage Rise (V): NR
Power Factor: NR
Total Harmonic Distortion (THDi): NR
Frequency (hertz): 60
Stabilization Time: NR
Operation Time: NR
Ambient Temperature (°C): NR
Test Distance: 28.75 FT



REPORT NUMBER: P366887
 CATALOG NUMBER: MSA-SA1C-730-U-5WQ

Iso-Footcandle Lines of Horizontal Illumination

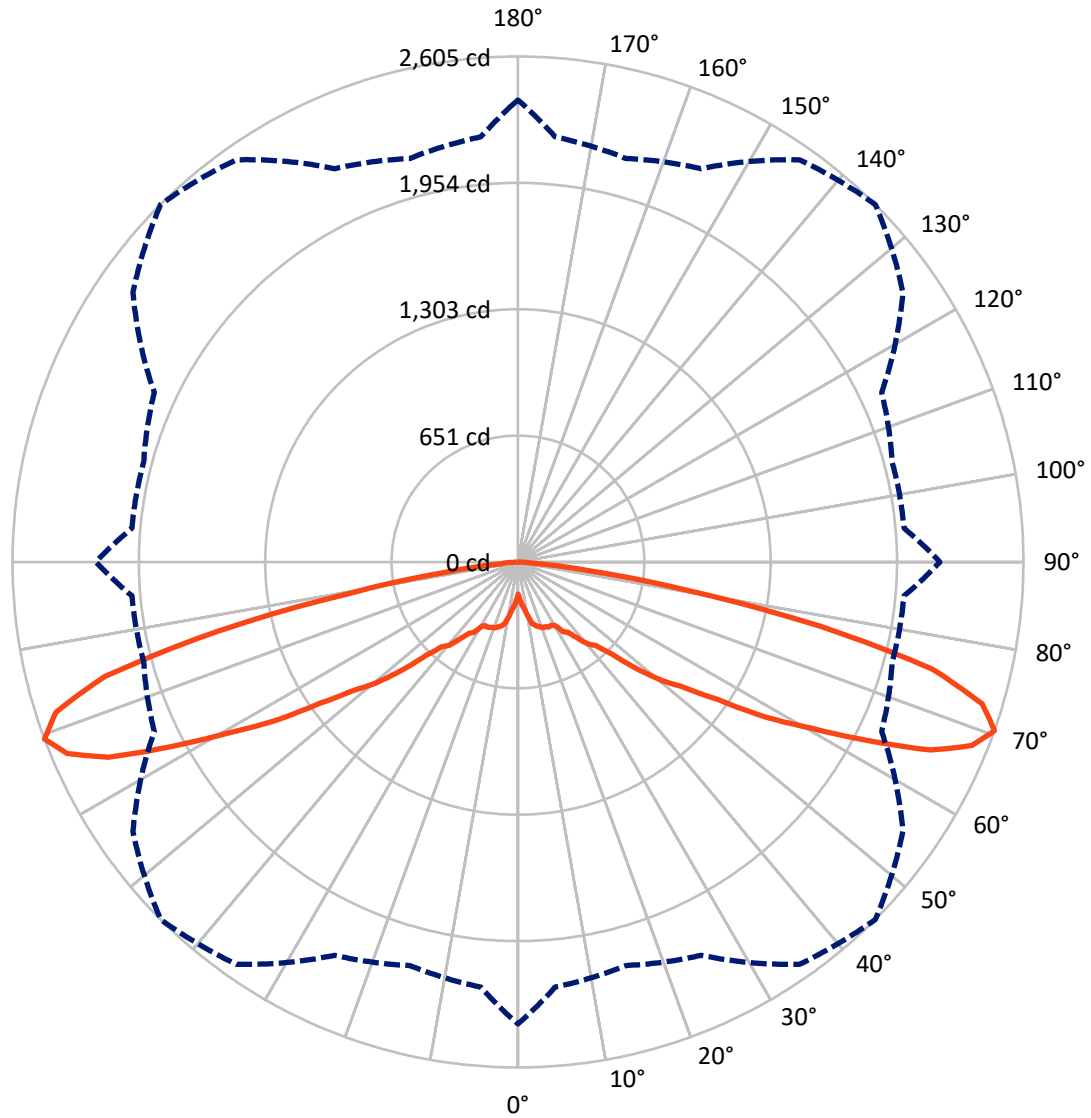
✕ Max cd
 - - - 1/2 Max cd



Based on 25 foot mounting height. Maximum calculated value = 0.5 fc
 Type V - Short - N/A

REPORT NUMBER: P366887
CATALOG NUMBER: MSA-SA1C-730-U-5WQ

Luminous Intensity Polar Plot



— Vertical Plane Through 45-Deg Lateral - - - Horizontal Cone Through 70-Deg Vertical

REPORT NUMBER: P366887
 CATALOG NUMBER: MSA-SA1C-730-U-5WQ

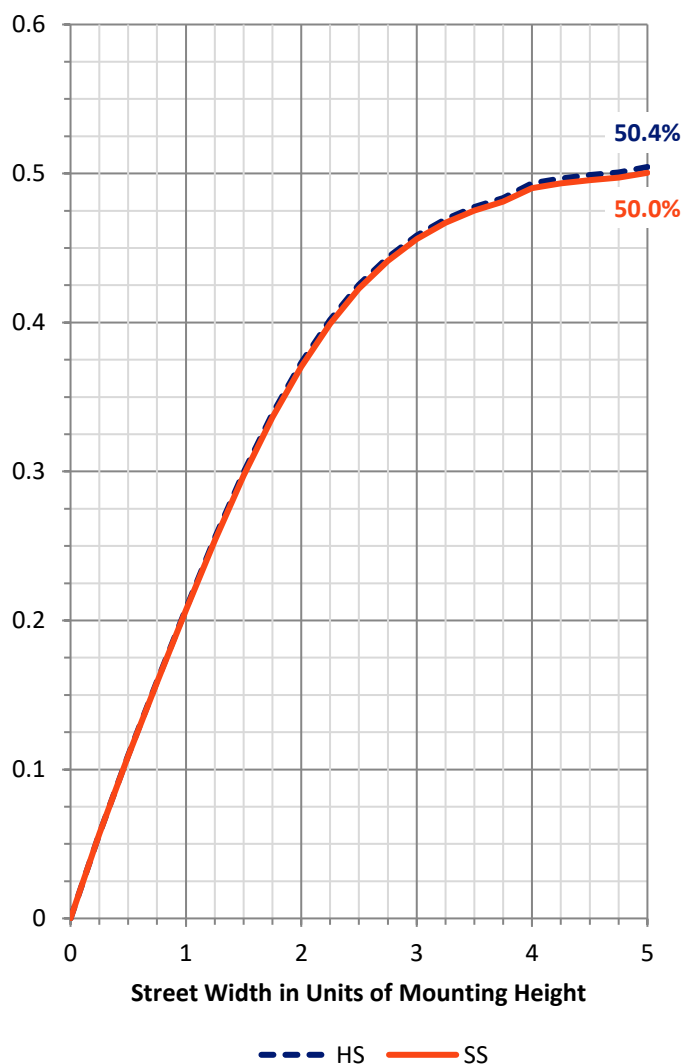
FLUX DISTRIBUTION:

		Downward	Upward	Total
House Side	Lumens	3063.5	0.0	3063.5
	% Fixture	50.0	0.0	50.0
Street Side	Lumens	3063.5	0.0	3063.5
	% Fixture	50.0	0.0	50.0
Total	Lumens	6127.0	0.0	6127.0
	% Fixture	100.0	0.0	100.0

ZONAL LUMENS:

Zone	Lumens	% Fixture
0°-10°	24.1	0.4
10°-20°	96.4	1.6
20°-30°	182.3	3.0
30°-40°	317.6	5.2
40°-50°	607.2	9.9
50°-60°	1177.4	19.2
60°-70°	2061.6	33.6
70°-80°	1549.4	25.3
80°-90°	110.9	1.8
90°-100°	0.0	0.0
100°-110°	0.0	0.0
110°-120°	0.0	0.0
120°-130°	0.0	0.0
130°-140°	0.0	0.0
140°-150°	0.0	0.0
150°-160°	0.0	0.0
160°-170°	0.0	0.0
170°-180°	0.0	0.0
0°-90°	6127.0	100.0
0°-180°	6127.0	100.0

Coefficient of Utilization

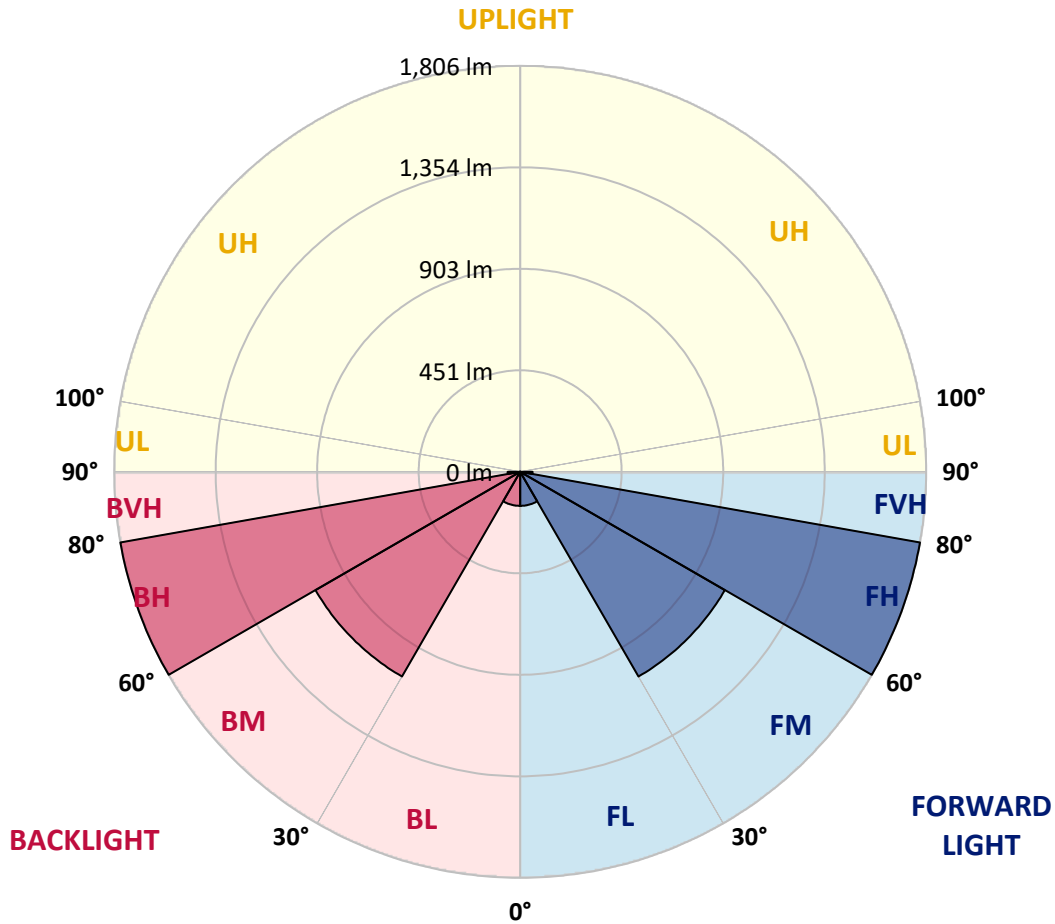


REPORT NUMBER: P366887
 CATALOG NUMBER: MSA-SA1C-730-U-5WQ

LUMINAIRE CLASSIFICATION SYSTEM LUMEN TABLE AND BUG RATING:

Zone	Lumens	% Fixture	Zone Rating/Lumen Limit		
			B	U	G
FL (0°-30°)	151.4	2.5			
FM (30°-60°)	1051.1	17.2			
FH (60°-80°)	1805.5	29.5			G2/5000
FVH (80°-90°)	55.4	0.9			G1/100
BL (0°-30°)	151.4	2.5	B1/500		
BM (30°-60°)	1051.1	17.2	B2/2500		
BH (60°-80°)	1805.5	29.5	B3/2500		G2/5000
BVH (80°-90°)	55.4	0.9			G1/100
UL (90°-100°)	0.0	0.0		U0/0	
UH (100°-180°)	0.0	0.0		U0/0	

BUG Rating: B3-U0-G2
 Type V Short





REPORT NUMBER: P366887

CATALOG NUMBER: MSA-SA1C-730-U-5WQ

CANDELA DISTRIBUTION (FULL):

	0°	5°	15°	25°	35°	45°	55°	65°	75°	85°	90°
0°	165.7	165.7	165.7	165.7	165.7	165.7	165.7	165.7	165.7	165.7	165.7
2.5°	201.6	198.5	188.7	189.2	193.7	194.2	194.7	188.7	187.3	199.4	200.1
5°	256.0	248.9	241.7	238.9	234.6	222.7	235.8	237.2	240.1	249.3	253.6
7.5°	292.4	283.6	273.8	267.9	256.2	246.5	257.2	266.0	271.7	282.1	288.1
10°	299.3	294.0	293.5	283.1	280.9	284.5	283.8	284.0	292.6	292.8	296.4
12.5°	320.9	324.7	317.3	313.8	315.9	324.7	317.6	314.5	316.6	326.3	322.3
15°	349.2	353.7	342.5	336.8	331.1	339.4	332.1	337.5	344.4	351.5	348.0
17.5°	380.5	380.8	365.6	344.4	349.4	350.6	348.0	343.5	363.2	380.3	378.6
20°	397.7	397.4	371.3	342.5	357.2	359.9	357.5	342.0	371.7	395.3	394.6
22.5°	415.2	410.0	378.6	355.3	360.8	363.0	357.5	356.1	378.6	411.4	411.2
25°	424.8	429.3	394.8	380.3	375.8	370.8	375.5	377.9	399.6	431.6	422.4
27.5°	454.5	447.1	399.6	398.1	388.6	368.9	385.3	396.9	398.1	449.9	459.5
30°	481.3	484.2	420.9	423.1	405.7	380.8	406.2	424.8	428.3	484.6	483.7
32.5°	509.8	511.0	459.0	436.9	429.5	428.6	418.8	435.0	463.0	508.2	510.1
35°	553.1	562.8	493.0	463.3	454.0	444.5	453.0	467.5	493.7	561.4	556.7
37.5°	652.2	636.8	566.9	505.3	499.1	495.3	502.2	512.7	566.2	638.4	660.5
40°	721.4	714.0	618.9	575.0	536.0	556.4	540.3	580.7	624.9	714.5	728.8
42.5°	828.6	795.8	698.1	643.7	603.3	588.8	597.8	650.6	706.9	806.7	834.8
45°	931.5	880.9	797.2	749.2	687.9	672.7	684.8	746.8	811.9	890.9	940.3
47.5°	1036.6	984.3	892.3	822.9	772.7	818.1	778.4	837.4	902.3	994.0	1038.0
50°	1145.7	1087.7	996.9	921.3	917.0	957.2	909.6	939.8	1000.0	1095.0	1146.9
52.5°	1270.9	1208.4	1117.6	1066.5	1076.5	1073.9	1064.4	1058.9	1118.1	1211.5	1273.1
55°	1420.0	1352.5	1280.0	1256.4	1284.0	1254.3	1268.3	1266.4	1275.0	1341.8	1413.8
57.5°	1600.1	1523.8	1451.1	1445.9	1481.3	1509.3	1484.4	1448.5	1433.5	1498.4	1580.9
60°	1827.1	1733.5	1653.6	1637.2	1738.2	1738.0	1715.4	1635.1	1629.4	1702.8	1802.2
62.5°	2077.9	1963.8	1876.6	1850.4	2008.7	2026.5	1956.2	1812.1	1841.6	1900.8	2018.7
65°	2290.9	2153.7	2072.4	2065.3	2258.8	2337.4	2182.0	1984.9	1994.5	2043.7	2171.3
67.5°	2429.7	2264.5	2199.8	2234.3	2474.8	2524.0	2379.5	2100.5	2066.7	2087.2	2239.7
70°	2380.9	2199.3	2152.8	2236.4	2530.7	2605.1	2422.1	2068.1	1996.4	1997.3	2174.6
72.5°	2011.8	1839.0	1861.1	2014.7	2398.5	2502.9	2225.2	1868.0	1721.1	1717.5	1878.5
75°	1330.3	1214.8	1302.1	1541.4	1994.0	2207.4	1843.8	1464.2	1280.0	1220.1	1344.4
77.5°	581.9	567.1	640.6	911.1	1359.3	1590.9	1320.8	956.5	696.2	579.0	632.5
80°	155.9	152.6	191.6	345.6	661.7	876.1	714.7	381.5	199.2	145.0	153.8
82.5°	56.8	58.2	71.1	96.7	218.0	368.9	237.5	111.5	75.3	61.8	61.8
85°	24.7	24.0	34.5	38.7	59.4	83.4	68.2	47.3	38.0	28.5	27.3
87.5°	6.7	8.3	11.6	12.1	15.4	12.6	18.1	16.6	14.3	10.0	8.1
90°	0.0	0.0	0.0	0.0	0.0	0.0	0.0	0.0	0.0	0.0	0.0

(END OF REPORT)